



# Kebbi State

Land of Equity

*Statue of Liberty*

# Kebbi State

Population: 5,689,746

50.9% Female 49.1% Male

Overall Grade 57.9%

## Respondents Demography (n = 1,089)

### GENDER

Female Male



### AREA

Rural Urban



### AGE

<20 20-29 30-39 40-49 50-59 60-69

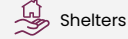


### DISABILITY STATUS

Yes No



1



0

## Ministry of Women Affairs and Social Development

### BUDGET ALLOCATION

**₦4.21bn**

(This accounts for 1.4% of the total state budget)

### BUDGET PERFORMANCE

**₦1.11bn**

(This accounts for 26.3% of total allocation to the ministry)



Capital Personnel Overhead Others (Actual Spend)



Per Capita Spending

**₦383.63**

Indexes	Indicators				Total Grades
Laws and Policies	LP <sub>1</sub>	LP <sub>2</sub>	LP <sub>3</sub>	—	83.3%
Access to Legal Justice	ALJ <sub>1</sub>	ALJ <sub>2</sub>	ALJ <sub>3</sub>	ALJ <sub>4</sub>	50.0%
Support Services	SS <sub>1</sub>	SS <sub>2</sub>	SS <sub>3</sub>	SS <sub>4</sub>	43.8%
Information and Awareness	IA <sub>1</sub>	IA <sub>2</sub>	IA <sub>3</sub>	IA <sub>4</sub>	62.5%
Budget and Spending	BS <sub>1</sub>	BS <sub>2</sub>	BS <sub>3</sub>	—	50.0%

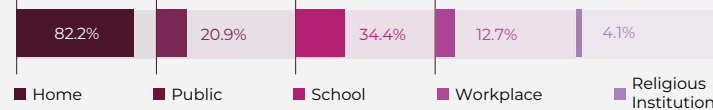
## GBV Context 2025

Have you or anyone you know experienced any form of gender-based violence in the last five years?

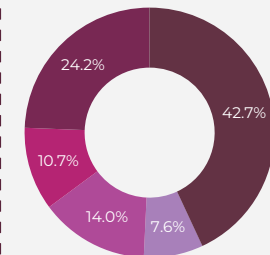
No Yes



Where did you or the person experience the GBV?




Why did you or the person choose where you sought help?



What form of GBV did you or the person experience?



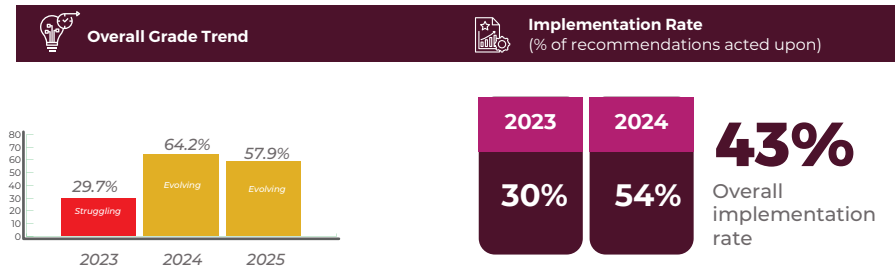
Where did you or the person first seek help?



Domestic Physical Sexual Mental Economic Cultural practices

Family/relatives Police/law enforcement authority Friends/neighbors Traditional/community leader or group Religious leader (Pastor, Ulama, Imam, Deity) Employer/Work colleague/Labour group I did not seek help Lawyer

Trust Services Proximity or accessibility Perception that they could help Financial constraint



**Index Grade Trend**

Index	2023	2024	2025
Laws and Policies	LP 48.3%	+1 ▲ LP 75.0%	LP 83.3%
Access to Legal Justice	ALJ 25.0%	+1 ▲ ALJ 68.8%	ALJ 50.0%
Support Services	SS 25.0%	+1 ▲ SS 56.3%	-1 ▼ SS 43.8%
Information and Awareness	IA 25.0%	+1 ▲ IA 62.5%	IA 62.5%
Budget and Spending	BS 25.0%	+1 ▲ BS 58.3%	BS 50.0%

### What Has Changed

#### Positive Developments

- Establishment of two specialized GBV courts established which conclude cases within 3-4 months, with 85-90% prosecution success rates
- Increase in witness confidence rebounded from 47% (2024) to 65.9% (2025)
- Quality of GBV information materials improved substantially; those finding content "completely useful" rose from 10.8% (2023) to 39.8% (2025)
- The proportion finding GBV educational materials completely useful rose from 9.2% in 2023 to 27.9%, showing better quality and relevance

#### Areas of Concern

- Public knowledge of GBV laws collapsed from 83.0% (2023) to 37.7% (2025)
- Awareness of GBV convictions plummeted from 53.0% (2024) to 15.6% (2025) - shows enforcement outcomes are not being communicated, undermining deterrence
- There is a disconnect between system capacity and public knowledge. Only 39.5% know specialized GBV courts exist, and just 52.8% believe survivors can access legal justice despite 85-90% court success rates.
- Improving services remains unknown and underutilized. Awareness of shelters and SARCs fell from 53.0% (2023) to 21.6% (2025), even as perceived functionality rose from 39% (2024) to 45.5% (2025)
- There is a severe geographic inequality in service distribution. Only 36.6% report services are accessible in rural area

## Key Actions

### Laws and Policies

- The Ministry of Justice, in partnership with CSOs (e.g., WRAPA), led advocacy engagements with policymakers to promote the adoption and review of GBV laws and guidelines.
- Government and CSOs conducted targeted legal-literacy campaigns (e.g., scheduled

radio segments and community townhalls) to increase public awareness of GBV laws.

### Access to Legal Justice

- The Legal Aid Council facilitated free legal representation for survivors, particularly prioritizing indigent women and girls in rural LGAs.

### Support Services

- In collaboration with the TWG, the Ministry of Women Affairs facilitated structured partnerships between SARCs and health facilities to streamline survivor referral and case monitoring.

### Information and Awareness

- Communication teams implemented periodic GBV awareness programs through radio and social media to provide information on available services and GBV reporting channels.
- Under the AGILE initiative, the Ministry of Education worked with schools to integrate GBV/child-protection messaging into student safety sessions and orientation programs.

## Change Spotlight

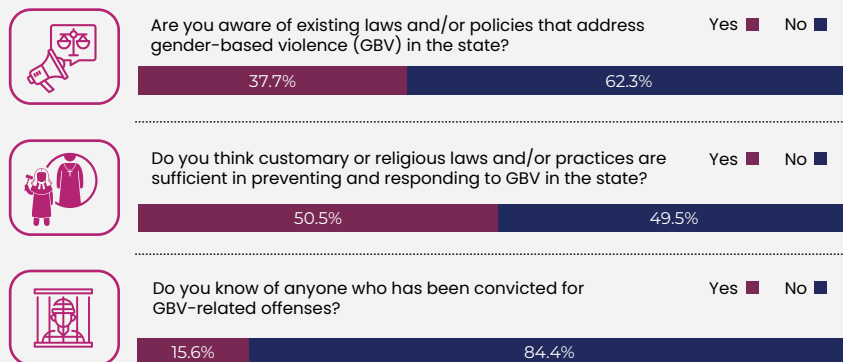
Kebbi State's most notable achievement between 2023 and 2025 is the establishment and effective operation of two specialized GBV courts, which have significantly strengthened accountability and accelerated justice for survivors. These courts, staffed by both male and female judges, concluded about 50 cases in 2024 and secured 21 additional convictions in 2025, with officials reporting 85-90% conviction rates for well-investigated cases. This marks a major shift from previous years when cases were often delayed or dismissed due to weak evidence and community interference.

The courts have also reduced case timelines to 3-4 months, easing the burden on survivors and improving public trust—reflected in witness confidence rising from 47% in 2024 to 65.9% in 2025. Overall, the specialized GBV courts represent a transformative reform in Kebbi State's GBV response system.

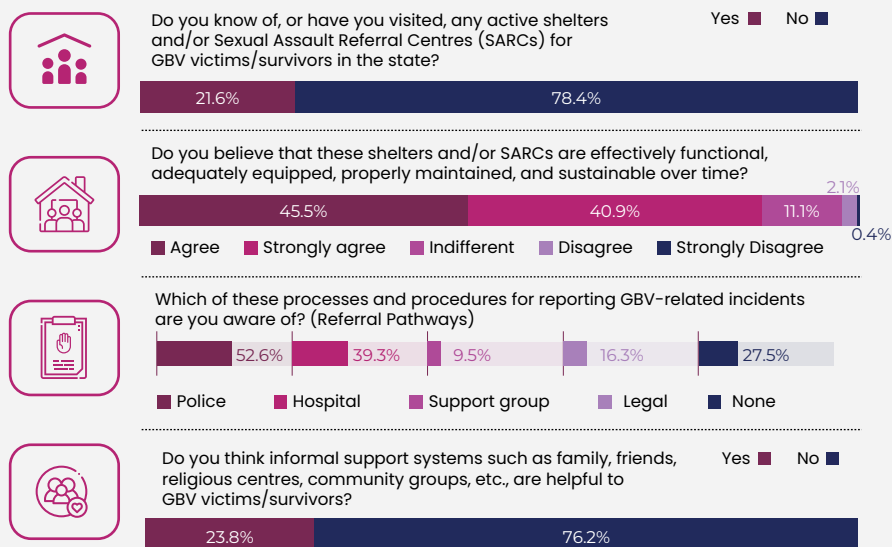
## Kebbi State GBV Assessment Survey

Overall Grade **57.9%**

### LAWS AND POLICIES



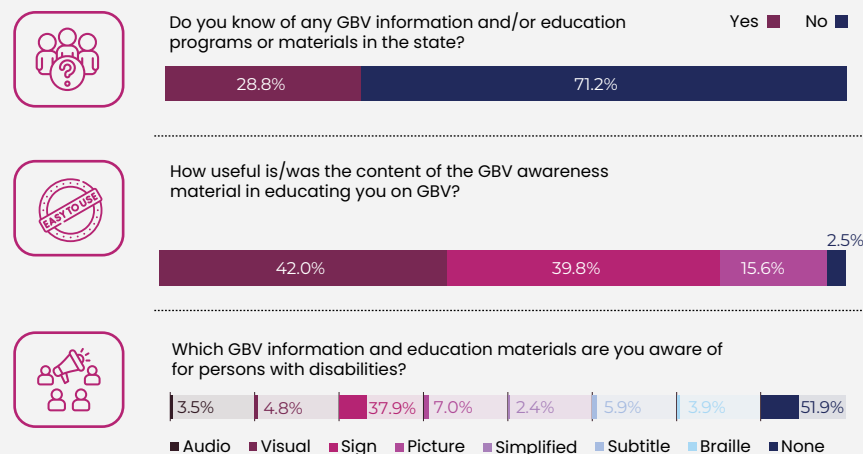
### SUPPORT SERVICES



### ACCESS TO LEGAL JUSTICE



### INFORMATION AND AWARENESS



# Kebbi State GBV Context Trend (2024-2025)

Overall Grade **57.9%**

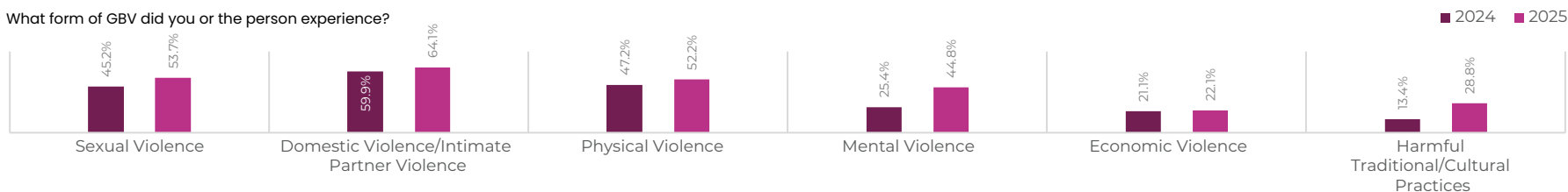
Have you or anyone you know experienced any form of gender-based violence in the last five years?



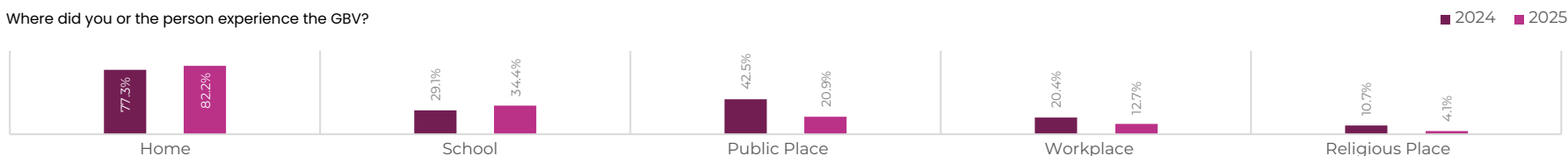
**36.1%**

of Kebbi State population have either experienced GBV or knows someone who have experienced GBV

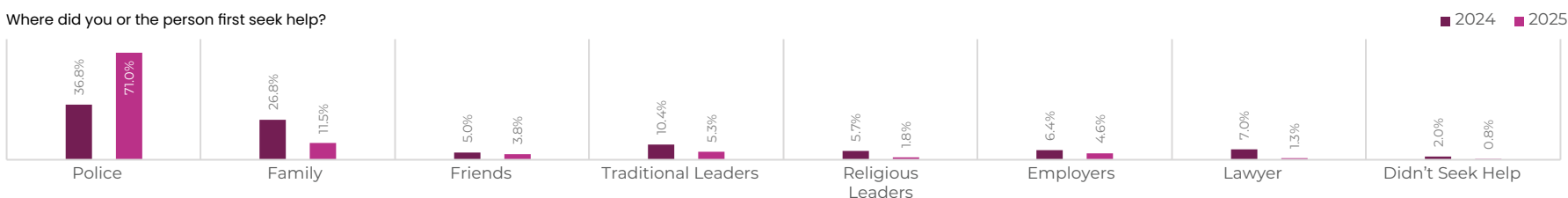
What form of GBV did you or the person experience?



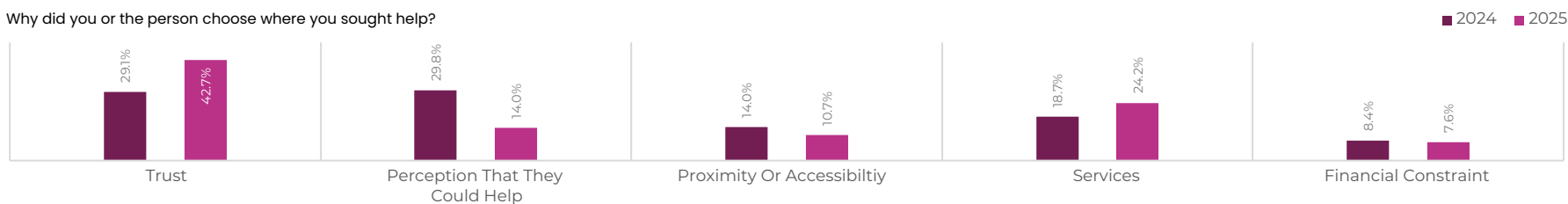
Where did you or the person experience the GBV?



Where did you or the person first seek help?



Why did you or the person choose where you sought help?

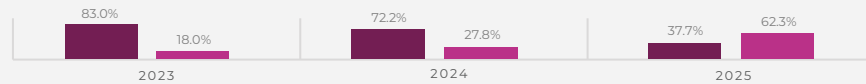




## LAWS AND POLICIES

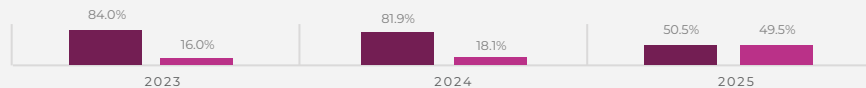
Are you aware of existing laws and/or policies that address gender-based violence (GBV) in the state?

■ Yes ■ No



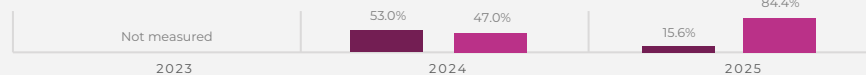
Do you think customary or religious laws and/or practices are sufficient in preventing and responding to GBV in the state?

■ Yes ■ No



Do you know of anyone who has been convicted for GBV-related offenses?

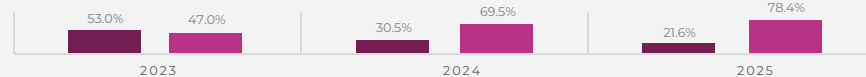
■ Yes ■ No



## SUPPORT SERVICES

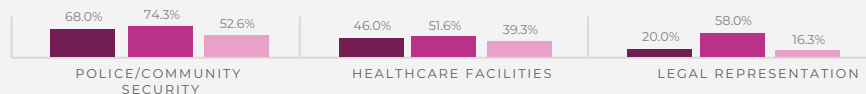
Do you know of, or have you visited, any active shelters and/or Sexual Assault Referral Centres (SARCs) for GBV victims/survivors in the state?

■ Yes ■ No



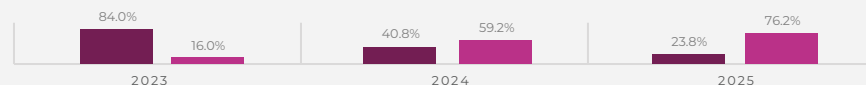
Which of these processes and procedures for reporting GBV-related incidents are you aware of? (Referral Pathways)

■ 2023 ■ 2024 ■ 2025



Do you think informal support systems such as family, friends, religious centres, community groups, etc., are helpful to GBV victims/survivors?

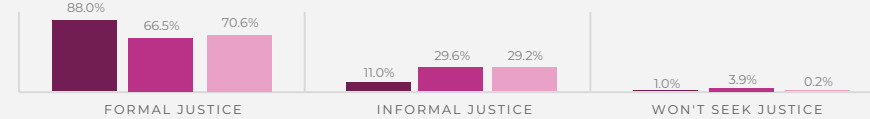
■ Yes ■ No



## ACCESS TO LEGAL JUSTICE

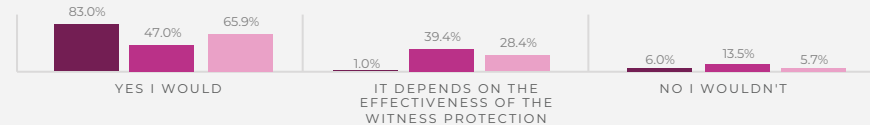
Where would you seek justice if you, or anyone you know, experience GBV?

■ 2023 ■ 2024 ■ 2025



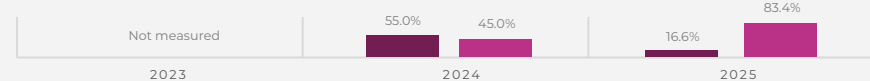
If you witness GBV, would you feel safe serving as a witness during the investigation and trial?

■ 2023 ■ 2024 ■ 2025



Are you aware of legal assistance and services provided by the State to GBV victim/survivors?

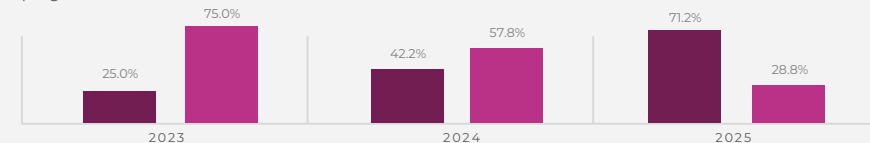
■ Yes ■ No



## INFORMATION AND AWARENESS

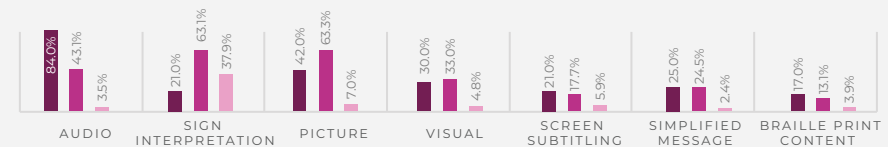
Do you know of any GBV information and/or education programs or materials in the state?

■ No ■ Yes



Which GBV information and education materials are you aware of for persons with disabilities?

■ 2023 ■ 2024 ■ 2025




## BUDGET AND SPENDING

Average Budget Performance (2022-2024)

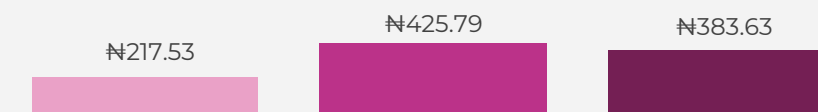
47.0%

■ 2022 ■ 2023 ■ 2024



National per capita average (2022-2024)

■ 2022 ■ 2023 ■ 2024





## KEY INSIGHTS

### Laws and Policies

#### Current State in 2025

Kebbi State domesticated the VAPP Act in 2021, reducing the age of consent from 18 to 14 years, and introducing a survivor-compensation clause that specifies how victims should be compensated, a provision previously left ambiguous. Religious and traditional leaders participated in public hearings to align the law with local values. Two specialized GBV courts established by the Chief Judge handle cases exclusively, with dedicated male and female judges ensuring gender balance. In 2024, approximately 50 cases resulted in life imprisonment convictions; by mid-2025, 21 additional cases had secured similar sentences. Officials report that well-investigated cases now achieve 85–90% conviction rates, a significant improvement from previous years when investigative gaps undermined prosecutions. The Legal Aid Council also files civil damages to secure compensation for survivors beyond criminal convictions.

However, public awareness remains limited: only 37.7% of respondents knew GBV laws exist, and just 15.6% were aware of any convictions. Interviews reveal that many survivors still approach community or religious leaders first, leading to delayed reporting, evidence loss, or informal settlements that obstruct formal justice. While Sharia and customary practices do not inherently conflict with GBV laws, traditional leaders sometimes discourage formal reporting to preserve community harmony, perpetuating harmful practices like forced marriage and child marriage that fuel GBV incidents.

#### Changes Over Time (2023–2025)

The state strengthened its legal framework on GBV through domestication of the VAPP and Child Rights Acts and the creation of two specialized GBV courts. Despite these reforms, public awareness of formal GBV laws has declined steadily: from 83.0% in 2023 to 72% in 2024, dropping further to 37.7% in 2025. This pattern suggests that legal provisions are not reaching the broader population effectively. Confidence in customary and religious laws to prevent or respond to GBV fell sharply from 84.0% in 2023 to 81.9% in 2024, then stabilized at 50.5% in 2025, highlighting an increasing reliance on formal legal frameworks as informal mechanisms are perceived as insufficient.

Knowledge of GBV convictions showed a notable drop: 53.0% in 2024 reported knowing someone convicted, but this fell to 15.6% in 2025, reflecting weak dissemination of enforcement outcomes. Overall, these trends point to a widening gap between legal reforms and public awareness,

emphasizing the need for sustained outreach and enhanced visibility of GBV enforcement activities.

### Access to Legal Justice

#### Current State in 2025

GBV survivors access justice through multiple entry points: police Gender Desks, Legal Aid Council, vigilante groups, Hisbah, and the Ministry of Justice's GBV unit. The two specialized courts resolve cases within three to six months, achieving 85–90% conviction rates. The Legal Aid Council, now staffed by three officers (up from one) plus 15 volunteer lawyers, provides free representation, civil damages claim, and transportation support. However, only 52.8% of respondents believe survivors can access legal justice, and just 39.5% are aware of specialized GBV courts. Coverage remains concentrated in urban areas like Birnin Kebbi, Argungu, and Kalgo, while distant LGAs like Zuru, Yauri, and Sakaba, some over 200km away, remain underserved due to insecurity and distance.

Enforcement challenges persist: families withdraw cases under pressure or for out-of-court settlements; influential perpetrators bribe victims' families; police investigations suffer from inadequate resources and manpower; and stigmatization discourages reporting. Informal justice systems, traditional and religious leaders, often resolve cases through reconciliation or compensation rather than prosecution, obstructing formal processes. One case involving a teenage girl was settled financially by a district head, resulting in lost forensic evidence by the time police intervened. While informal systems sometimes refer serious cases to authorities and mobilize communities, they frequently prioritize family honor over survivor justice, leading to underreporting and weakened prosecutions.

#### Changes Over Time (2023–2025)

Between 2023 and 2025, notable changes were observed in the access to legal justice for survivors of gender-based violence (GBV). In 2023, 88.0% of respondents expressed a preference for formal justice mechanisms. However, this figure dropped to 66.5% in 2024 before experiencing a slight increase to 70.6% in 2025. In contrast, the reliance on informal justice systems rose substantially, starting at 11.0% in 2023 and reaching nearly 30% by 2025. This trend indicates a growing engagement with alternative pathways alongside traditional legal institutions. Furthermore, confidence among survivors in serving as witnesses showed considerable fluctuation. In 2023, 83.3% felt safe to participate as witnesses; this number sharply declined to 47% in 2024 but rebounded to 65.9% in 2025. A significant portion of respondents (28.4% in 2025) highlighted that their confidence was conditional on the perceived effectiveness of witness protection measures.

Additionally, awareness of state-provided legal assistance saw a dramatic decline, plummeting from 55% in 2024 to just 16.6% in 2025. This suggests a critical gap in communication and outreach efforts aimed at survivors of GBV. Overall, while the preference for formal justice mechanisms remains significant, the declining awareness and fluctuating trust levels underscore the urgent need for improved information dissemination and support systems for survivors.

## Support Services

### Current State in 2025

Kebbi State operates one functional Sexual Assault Referral Centre (SARC) at Kalgo Medical Centre, providing free medical treatment, psychosocial counseling, transportation, feeding, and legal services to survivors and one guardian. The SARC receives ₦500,000 monthly from the First Lady's office (increased from ₦250,000) to support operations. In 2025, 67.4% of survivors accessed medical care and 59.7% received counseling. However, services are centralized: survivors from distant LGAs like Yauri (200km) and Sakaba (270km) must travel to Kalgo, with staff also commuting from Birnin Kebbi, causing delays that exacerbate trauma. Three additional SARCs in Yauri, Zuru, and Argungu have received government approval and are undergoing civil service procurement processes. Each of the 225 primary health care facilities across 21 LGAs has trained Gender Desk Officers (GDOs) who provide first-line response and referrals, though only 36.6% of respondents reported rural accessibility.

A multi-sectoral referral pathway developed by IHP includes contact numbers for facility in-charges, police, Hisbah, Civil Defence, and gender desk officers across health, justice, and women affairs ministries, though it requires updating due to staff retirements and transfers. Shelters remain non-functional: one in Aliero Rukwata and one at the Ministry of Women Affairs exist but lack resources; 12 LGA-level shelters are dilapidated. The Ministry of Women Affairs provides vocational training and recently empowered 50 survivors with ₦50,000 each. Major gaps include absent shelter infrastructure, inadequate medical consumables requiring staff to self-fund supplies, and families/community leaders who discourage reporting, prioritizing stigma avoidance over survivor support.

### Changes Over Time (2023–2025)

Awareness and utilization of shelters and SARCs have declined sharply between 2023 and 2025. In 2023, 53.0% of respondents knew of or had visited these facilities, dropping to 30.5% in 2024 and 21.6% in 2025, despite a slight increase in perceived functionality from 39% in 2024 to 45.5% in 2025.

Knowledge of formal referral pathways fluctuated: awareness of police reporting rose from 68.3% in 2023 to 74.3% in 2024 before falling to 52.5% in 2025, while healthcare and legal channels showed inconsistent patterns. Reliance on informal support systems also declined significantly, from 84.0% in 2023 to 40.8% in 2024 and then to 23.8% in 2025, indicating decreasing confidence in family, community, and religious networks. These trends highlight gaps in outreach, awareness, and accessibility, suggesting that even functional facilities remain underutilized, particularly in rural or hard-to-reach areas.

## Information and Awareness

### Current State in 2025

GBV awareness campaigns reach 59.3% of respondents through radio (63.8%), television (54.6%), social media (48.2%), and schools (38.5%). The Ministry of Education integrates GBV content into curricula through Family Life and HIV Education, Social Studies, and Basic Science from primary through tertiary levels, with every school displaying GBV awareness indicators and designating focal officers from committees comprising principals, teachers, students, mothers' associations, and PTAs. The Ministry developed training manuals and conducts annual sensitization across all 21 LGAs through six zonal education offices. The Ministry of Women Affairs, TWG, and Ministry of Justice distribute IEC materials, banners, flyers, t-shirts, and keyholders, reaching approximately 60–70% of communities during the 16 Days of Activism, with LGA chairmen's wives mobilizing grassroots participation.

However, awareness remains uneven: the Ministry of Justice claimed that some workplaces now have GBV desk officers following increased domestic violence cases, but traditional leaders and health facilities receive less coverage. For persons with disabilities, professional teachers use audio, sign language, and picture-based formats, with sign language interpreters brought in as needed, though the Ministry lacks in-house capacity. The TWG includes disability representatives and collaborates with the State Commission for Disabled Persons. Despite these efforts, 37.7% awareness of GBV laws and limited reach to remote areas indicate need for updated, disability-inclusive communication strategies and stronger engagement with religious and traditional institutions to ensure equitable information access.

### Changes Over Time (2023–2025)

Awareness of GBV information and education programs has declined sharply between 2023 and 2025. In 2023, 75.0% of respondents were aware of such programs, dropping to 57.8% in 2024 and just 28.8% in 2025, highlighting a significant reduction in outreach. Despite this, the perceived usefulness of materials has improved, with those finding content completely useful rising from 10.8% in 2023 to 16% in 2024 and 39.8% in 2025, suggesting improvements in the quality or clarity of the materials.

Awareness of disability-inclusive materials has declined even more dramatically, from 84.2% in 2023 to 58% in 2024 and 3.5% in 2025, indicating almost total neglect of accessible formats. These trends show that while content quality may be improving, overall reach and inclusivity have weakened, requiring targeted strategies to ensure equitable access to GBV information.

## Budget and Spending

### Budget Analysis 2024

Kebbi State's 2024 GBV budget performance reflects moderate commitment with mixed implementation results. The state allocated ₦4.21 billion to GBV programs, representing 1.4% of its total budget. However, actual spending of ₦1.10 billion represents only 26.4% of the allocated amount, meaning nearly three-quarters of designated GBV funds remained unspent by year-end. This 0.58% share of total actual expenditure indicates that GBV programs received less priority



during implementation than during planning. The per capita expenditure of ₦383.63 suggests some investment reached communities, but the substantial unspent balance points to systemic bottlenecks, whether in fund release procedures, implementation capacity, or project readiness that prevented the state from fully deploying resources to address gender-based violence as originally intended.

### Changes Over Time (2022 to 2024)




The Sexual Assault Referral Centre (SARC) in Kalgo Medical Centre has appeared repeatedly in Kebbi State's budget over the last three years. In 2022, the centre received an allocation of ₦37 million for equipping, yet actual spending amounted to only ₦4 million, representing a performance of 10.8%. In 2023, the same amount was allocated for the same purpose, but no implementation was recorded. In 2024, the centre received an increased allocation of ₦50 million for rehabilitation and equipping, yet again there was no record of implementation. Kebbi State continues to fall short in overall budget performance. In 2024, the state allocated ₦4.21 billion, but only ₦1.10 billion was expended, resulting in a performance rate of 26.4%. This figure is significantly low and underscores the state's persistent difficulty in executing projects and prioritising GBV-related spending. Per capita spending stood at ₦383.63 in 2024, ₦425.79 in 2023, and ₦217.53 in 2022. The substantial increase from 2022 to 2023 followed by a slight decline in 2024 suggests improved but uneven fiscal commitment to GBV-related interventions during the review period.

### Human Angle Stories

When Amina (pseudonym) discovered that her young daughter had been sexually assaulted by a close family member, she turned first to the hospital and then the police, determined to seek justice. "I went to every office I knew, but after almost two years, nothing has changed."

After the alleged perpetrator's arrest, she recalls spending days at the State CID without updates, and the suspect was released. "Each time I go, they say the case file is missing or the hearing is postponed," she explained. Her persistence cost her everything: her savings, her marriage, and peace of mind. While she received minimal assistance of ₦50,000 in relief funds from the technical working group of the wife of the governor of Kebbi State and a sewing machine from a local NGO, her greater need remains unresolved: "I just want justice," she said. "If justice is done, my daughter will heal."

## KEY GAPS AND RECOMMENDATIONS

Index	Key Gaps	Recommendations
 <b>Laws and Policies</b>	Legal reforms exist but are invisible to citizens. Only 37.7% are aware in 2025.	Integrate GBV legal literacy into routine community engagement using media, schools, religious institutions, and community influencers.
	Legal enforcement lacks visibility. 15.6% (2025) know that convictions occur.	Publish periodic updates on concluded GBV cases (anonymized) through state-led media briefings to demonstrate enforcement and build public confidence.
 <b>Access to Legal Justice</b>	Justice mechanisms are operational but poorly accessed.	Establish GBV desk officers at police stations and courts, with visible signage showing reporting steps and available support.
	Survivor participation is inconsistent due to safety concerns. Confidence in serving as witnesses dropped to 47% (2024) and only partially recovered to 65.9% (2025) from 83.0% in 2023.	Institutionalize a survivor-and-witness protection protocol, including anonymity options and safe transportation where necessary.
 <b>Support Services</b>	Support facilities exist but are not reaching users.	Conduct systematic referrals and awareness outreach through health workers, schools, and community structures, not only through media.
	Service access is geographically uneven. Only 36.6% (2025) of respondents say services are available in rural areas; delays occur because staff commute across multiple LGAs.	Deploy permanent multidisciplinary teams and fast-track the planned establishment of SARCs in Yauri, Zuru, and Argungu to improve rural access.
 <b>Information and Awareness</b>	Awareness of GBV information programs has collapsed, even though material quality has improved. Awareness fell from 84.2% (2023) to 58% (2024) and 3.5% (2025).	Allocate dedicated year-round budgets for sustained multi-channel awareness campaigns across all 21 LGAs. Recruit in-house sign language interpreters and establish mandatory accessibility standards for all GBV communication materials to ensure equitable access for persons with disabilities.
	Awareness of disability-inclusive GBV materials dropped drastically from 75.0% in 2023 to just 28.8% in 2025, showing a severe gap in accessible communication formats.	Prioritize disability-inclusive communication by investing in in-house capacity (e.g., sign language interpreters, accessible content production) and ensuring consistent distribution of adapted materials across all LGAs.
 <b>Budget and Spending</b>	Kebbi State allocated ₦4.21 billion (1.4% of total budget) to GBV programs in 2024 but spent only ₦1.11 billion, achieving a 26.3% implementation rate and leaving nearly three-quarters of designated GBV funds unspent	Establish a GBV Budget Implementation Task Force comprising the Ministry of Finance, Ministry of Women Affairs, and relevant agencies to conduct quarterly expenditure reviews, fast-track approval processes, and provide technical support for improved project execution, targeting at least 60% budget implementation within 12 months.